



SecuriSmoke ASD 531/532/533/535

Product Catalogue 2022

Introduction

Content

1.	Introduction	4
2.	System Comparison Chart	5
3.	System Overview	6
3.1.	ASD 535	6
4.	Overview compatibility	7
5.	Aspirating Systems	8
5.1.	ASD Base Units	8
5.2.	Smoke Sensors (SSD)	13
5.3.	Expansion modules	15
5.4.	Demo and Test Equipment.....	18
5.5.	Spare Parts.....	19
6.	Dongle license and ASD PipeFlow	21
7.	ASD Networking and Visualization	22
7.1.	FidesNet	22
7.2.	NetSoft.....	23
7.3.	Multichannel ASD	24
8.	Tubes and Fittings for Sampling Pipe	26
8.1.	ABS Tubes and Fittings.....	26
8.2.	Capillaries	28
8.3.	Flex Pipe Materials	29
8.4.	Concrete Inserts	30
8.5.	Stainless Steel Tube Materials.....	31
8.6.	Sampling Points.....	32
9.	Clamps, Glue and Cleaner	37
10.	Accessories	38
11.	Power Supply	44
12.	Test and Maintenance Tools	45

13. Product Type Index47

Introduction

1. Introduction



SecuriSmoke ASD aspirating smoke detectors: the complete model range for any application

Aspirating smoke detectors from Securiton are among the most precise and most reliable early warning systems against fires. The SecuriSmoke ASD detector series impresses by virtue of its unrivalled capabilities. Developed in Switzerland and manufactured in Germany, the detectors are particularly reliable and robust. Thanks to their sophisticated detection technology, they can detect incipient fires immediately. Whether in IT racks, production halls or large deepfreeze areas, Securiton has the perfect fire protection solution for all safety requirements. SecuriSmoke ASD detectors are available in four models, with the main difference between them being the maximum possible monitoring area. This means that protection without compromise is now even more cost-effective in small premises. All detectors can be seamlessly integrated into the SecuriFire fire detection system and are extremely durable thanks to their robust design.

A combination of sensitivity and speed

In terms of smoke concentration, the alarm sensitivity of the HD (high-dynamic) smoke sensor ranges from 0.002%/m to 10%/m. This is equivalent to the sensitivity spectrum of a laser-based detector. In the extra-large LVSC (large-volume smoke chamber), the sensor permanently analyses the airflow with a high-power LED using tried-and-tested scattered light technology. It meticulously detects even the slightest increases in smoke concentration. With its patented lint filter, it suppresses even the finest dust particles that would otherwise falsify the detection process. Thanks to its optimised aerodynamic measuring chamber, the smoke sensor is also immune to dust deposits. This means that there is little chance of false alarms. Up to five alarm levels can be programmed within the sensitivity range of 0.002%/m to 10%/m. You can then rest assured that individual measures can be taken for each monitored zone. With dangers and hazards detected this precisely, any necessary alarm response is focused and extremely swift.

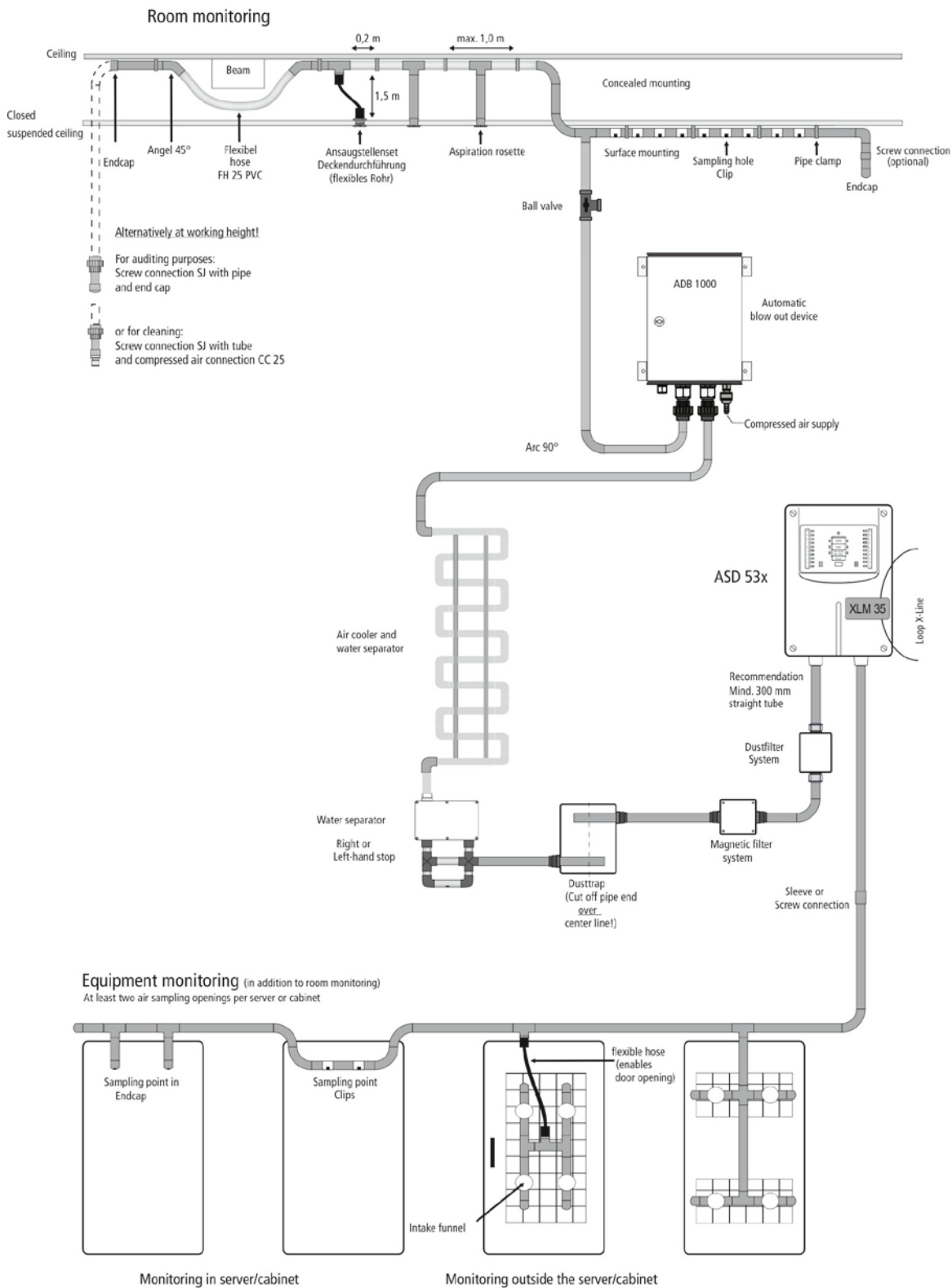
2. System Comparison Chart

	ASD 535	ASD 533	ASD 532	ASD 531
Channels	1/2	1	1	1
Smoke sensor	High-sensitivity smoke sensor with high-power LED, LVSC smoke chamber and patented lint filter			
Monitoring area	5760 m ²	1920 m ²	1280 m ²	720 m ²
Pipe length	2 x 300m	200m	120m	75m
Max number of holes				
Class A	2 x 18	16	8	6
Class B	2 x 56	50	12	8
Class C	2x 120	50	16	12
Direct integration in SecuriFire fire detection system	Yes, with XLM-35 module (alarm, pre-signal, faults, day/night sensitivity switching, reset etc.)			
Interfaces	Relays, USB, RS485, Inputs	Relays, USB, Inputs	Relays, Ethernet, RS485, Inputs	Relays, Inputs
Optional modules	4 slots for: RIM35, SIM35, XLM35, MCM35	4 slots for: RIM35, XLM35, MCM35	2 slots for: RIM36, SIM35, XLM35	2 slots for: RIM36, XLM35
Smoke level indicator	Optional (version -3 and -4)	No	Yes	No
Programming (PC tool)	ASD Config	ASD Config	ASD Config	Not available
Configuration	EasyConfig	EasyConfig	EasyConfig	BasiConfig
Calculation of sampling pipes	ASD PipeFlow	ASD PipeFlow	ASD PipeFlow	ASD PipeFlow

System Overview

3. System Overview

3.1. ASD 535



The illustrated components are examples and can be combined within the scope of the technical possibilities. The technical documentation, installation instructions and regional standards must be observed. The planning and calculation software ASD Pipeflow is to be consulted for project engineering since the devices have different expansion stages.

4. Overview compatibility

	ASD 531		ASD 532		ASD 533 / 535	
Project planning:	Technical Document	PipeFlow (Software)	Technical Document	PipeFlow (Software)	Technical Document	PipeFlow (Software)
Configuration:	BasiConfig (on board)		EasyConfig (on board) or ASD Config (Software)	ASD Config (Software)	EasyConfig (on board) or ASD Config (Software)	ASD Config (Software)
Filter						
DFU 911	<input checked="" type="checkbox"/>		<input checked="" type="checkbox"/>		<input checked="" type="checkbox"/>	
Capillary tube						
Capillary tube 10mm	<input checked="" type="checkbox"/>		<input checked="" type="checkbox"/>	<input checked="" type="checkbox"/>	<input checked="" type="checkbox"/>	
Heating material for LT applications						
All material	<input checked="" type="checkbox"/>		<input checked="" type="checkbox"/>		<input checked="" type="checkbox"/>	
Detonation flame arrester for Ex applications						
DFA 25-1						
DFA 25-2	<input checked="" type="checkbox"/>		<input checked="" type="checkbox"/>		<input checked="" type="checkbox"/>	<input checked="" type="checkbox"/>
DFA 25-3						
Automatic blow out device						
ADB 500						
ADB 1000	<input checked="" type="checkbox"/>	<input checked="" type="checkbox"/>	<input checked="" type="checkbox"/>	<input checked="" type="checkbox"/>	<input checked="" type="checkbox"/>	<input checked="" type="checkbox"/>
ADB 2000						
Detector box						
REK 511	<input checked="" type="checkbox"/>	<input checked="" type="checkbox"/>	<input checked="" type="checkbox"/>	<input checked="" type="checkbox"/>	<input checked="" type="checkbox"/>	<input checked="" type="checkbox"/>
Auxiliary module						
RIM 35	<input checked="" type="checkbox"/>		<input checked="" type="checkbox"/>		<input checked="" type="checkbox"/>	
RIM 36	<input checked="" type="checkbox"/>		<input checked="" type="checkbox"/>		<input checked="" type="checkbox"/>	<input checked="" type="checkbox"/>
SLM 35	<input checked="" type="checkbox"/>		<input checked="" type="checkbox"/>		<input checked="" type="checkbox"/>	
XLM 35	<input checked="" type="checkbox"/>		<input checked="" type="checkbox"/>		<input checked="" type="checkbox"/>	
MCM 35	<input checked="" type="checkbox"/>		<input checked="" type="checkbox"/>		<input checked="" type="checkbox"/>	
SIM 35	<input checked="" type="checkbox"/>		<input checked="" type="checkbox"/>		<input checked="" type="checkbox"/>	<input checked="" type="checkbox"/>

5. Aspirating Systems

5.1. ASD Base Units

Aspirating Smoke Detector



ASD 531 including SSD 31

11-2000002-01-03

The SecuriSmoke ASD 531 aspirating smoke detector is designed for smaller monitoring areas and for the easiest possible handling.

The ASD 531 is equipped with a highly sensitive smoke sensor SSD 31 using a single sampling pipe network.

The housing provides the option for two expansion modules.

Commissioning and configuration is done directly on the device without any software tool.

For planning the ASD PipeFlow software allows an optimized design of any installation.

Mains voltage:	14 to 30 VDC
Power consumption:	77 mA
Protection class:	IP54
Operating temperature:	-10°C to +55°C
Weight of basic version:	1950 g
Dimensions (HxWxD):	290 x 195 x 140 mm
Material:	ABS-Blend, UL 94-V0
Color:	grey (RAL 280 70 05) anthracite (RAL 300 20 05)

Approvals

VdS-Approval:	G 215100
UL-Approval:	S 25264
FM-Approval:	3045947
Declaration of Performance (DoP):	CPR-10-16-106

Aspirating Smoke Detector

**ASD 532****11-2000003-01-03**

The SecuriSmoke ASD 532 aspirating smoke detector is designed for small to midsize monitoring areas.

The ASD 532 base unit is provided for a highly sensitive smoke sensor SSD 532 (to be ordered separately) for a single sampling pipe network.

The measured smoke level is indicated on a bar graph display.

The housing provides the option for two expansion modules.

Commissioning and configuration is done either directly on the device or via the ASD Config software tool.

For planning the ASD PipeFlow software allows an optimized design of any installation.

Mains voltage:	14 to 30 VDC
Power consumption:	100 mA
Protection class:	IP54
Operating temperature:	-20°C to +60°C
Weight of basic version:	2000 g
Dimensions (HxWxD):	290 x 195 x 140 mm
Material:	ABS-Blend, UL 94-V0
Color:	grey (RAL 280 70 05) anthracite (RAL 300 20 05)

Approvals

VdS-Approval:	G 215101
UL-Approval:	S 25264
FM-Approval:	3045947
Declaration of Performance (DoP):	CPR-10-16-107



ASD 533-1

including SSD 533

11-200001-01-02

The ASD 533 aspirating smoke detector has the task of continuously taking air samples via a sampling pipe tube network from a monitored area and feeding the samples to a smoke sensor.

The ASD 533 consists of the detector housing and a sampling pipe tube network. The sampling pipe has several sampling holes whose size is such that each hole extracts the same amount of air. The sampling pipe may be I-, U-, T-, H-, or E-shaped. The sampling pipe is symmetrically designed in principle. Asymmetrical sampling pipe tube networks can also be implemented using the "ASD PipeFlow" calculation software.

Mains voltage:	10.5 to 30 VDC
Power consumption:	210 mA
Protection class:	IP54
Operating temperature:	-20°C to +60°C
Weight of basic version:	3255 g
Dimensions (HxWxD):	265 x 397 x 148 mm
Material:	ABS-Blend, UL 94-V0
Color:	grey (RAL 280 70 05) anthracite (RAL 300 20 05)

Approvals

VdS-Approval:	G 212163
UL-Approval:	S 25264
FM-Approval:	to be defined
Declaration of Performance (DoP):	CPR-11-13-100

Aspirating Smoke Detector



ASD 535-1

ASD 535-1	1 Sampling pipe / Detector	11-2000015-01-01
ASD 535-2	2 Sampling pipes / Detectors	11-2000016-01-01
ASD 535-3	1 Sampling pipe / Detector, 1 Smoke level display	11-2000017-01-01
ASD 535-4	2 Sampling pipes / Detectors, 2 Smoke level displays	11-2000018-01-01

The SecuriSmoke ASD 535 aspirating smoke detector is designed for universal applications mainly for midsize to large monitoring areas. The ASD 535 base units provide space for 1 or 2 highly sensitive smoke sensors SSD 535 (to be ordered separately) for 1 or 2 sampling pipe networks.



ASD 535-2

The measured smoke level can be indicated on a bar graph display (models -3 and -4). The housing provides the option for four expansion modules. Commissioning and configuration is done either directly on the device or via the ASD Config software tool. For planning the ASD PipeFlow software allows an optimized design of any installation.



ASD 535-3



ASD 535-4

Mains voltage:	10.5 to 30 VDC
Power consumption:	260 mA
Protection class:	IP54
Operating temperature:	-30°C to +60°C
Weight of basic version:	3550 g
Dimensions (HxWxD):	397 x 265 x 146 mm
Material:	ABS-Blend, UL 94-V0
Color:	grey (RAL 280 70 05) anthracite (RAL 300 20 05)

Approvals

VdS-Approval:	G 208154
UL-Approval:	S 25264
FM-Approval:	3045947
Declaration of Performance (DoP):	CPR-10-16-101

Aspirating Systems

Aspirating Smoke Detector Heavy Duty



ASD 535-3HD



ASD 535-4HD

ASD 535-3HD

1 Sampling pipe / Detector

11-2000036-01-01

ASD 535-4HD

2 Sampling pipes / Detectors

11-2000037-01-01

The SecuriSmoke ASD 535-HD aspirating smoke detector is designed for special applications in very dusty and dirty monitoring areas. The ASD 535 base units provide space for 1 or 2 highly sensitive coated smoke sensors SSD 535CP (to be ordered separately) for 1 or 2 sampling pipe networks.

The measured smoke level can be indicated on a bar graph display. The housing provides the option for four expansion modules. The device can be expanded with the overvoltage protection board OPB911 up to 8kV.

Commissioning and configuration is done either directly on the device or via the ASD Config software tool.

For planning the ASD PipeFlow software allows an optimized design of any installation.

Mains voltage:	10.5 to 30 VDC
Power consumption:	260 mA
Protection class:	IP66
Operating temperature:	-30°C to +60°C
Weight of basic version:	3550 g
Dimensions (HxWxD):	397 x 265 x 146 mm
Material:	ABS-Blend, UL 94-V0
Color:	grey (RAL 280 70 05) anthracite (RAL 300 20 05)

Approvals

VdS-Approval:	G 208154
UL-Approval:	S 7197
FM-Approval:	3056227
Declaration of Performance (DoP):	CPR-11-20-111

Accessories

Overvoltage protection OPB 911 coated	OPB 911 CP	11-2200038-01-01
--	------------	------------------

5.2. Smoke Sensors (SSD)

Smoke Sensor for ASD 531



SSD 31

Alarm Sensitivity range
0,02% – 10% /m

11-2200009-01-02

The smoke sensor SSD 31 is pre-installed in the ASD 531 and is also available as replacement part.

3 Pre-signals are set on a fixed percentage of the alarm threshold (30/50/70%).

- Sensitivity range alarm: 0.02 %/m – 10 %/m
- Sensitivity range pre-signals: 0.006 %/m – 7 %/m

Operating voltage: 5 VDC

Dimensions (HxWxD): 120 x 116 x 95 mm

Smoke Sensor for ASD 532



SSD 532-3

Alarm Sensitivity range
0,02% – 10% /m

11-2000004-03-02

The smoke sensor SSD 532 has to be ordered separately for the ASD 532.

3 Pre-signals can be set between 10 and 90% of the alarm threshold.

- Sensitivity range alarm: 0.02 %/m – 10 %/m
- Sensitivity range pre-signals: 0.002 %/m – 9 %/m

Operating voltage: 5 VDC

Dimensions (HxWxD): 120 x 116 x 95 mm

Smoke Sensor for ASD 533



SSD 533

Alarm Sensitivity range
0,02% – 10% /m

11-2200006-01-02

The smoke sensor SSD 533 is pre-installed in the ASD 533 and is also available as replacement part.

Pre-signals can be set between 10 and 90% of the alarm threshold

- Sensitivity range alarm: 0.02 %/m – 10 %/m
- Sensitivity range pre-signals: 0.006 %/m – 9 %/m

Operating voltage: 5 VDC

Dimensions (HxWxD): 127 x 120 x 95 mm

Smoke Sensor for ASD 535



SSD 535-3

Alarm Sensitivity range
0,02% – 10% /m

11-2000010-01-01

The smoke sensor SSD 535 has to be ordered separately for the ASD 535 family.

Pre-signals can be set between 10 and 90% of the alarm threshold.

- Sensitivity range alarm: 0.02 %/m – 10 %/m
- Sensitivity range pre-signals: 0.002 %/m – 9 %/m

Operating voltage: 5 VDC

Dimensions (HxWxD): 127 x 120 x 95 mm

Accessories

Fastener plate to cover a smoke sensor chamber	ASD 535 Verschl	11-2300009-01-01
--	--------------------	------------------

Smoke Sensing Device high Sens



SSD 535-3 CP

11-2000013-01-01

The smoke sensor SSD 535 has to be ordered separately for the ASD 535 family.

Pre-signals can be set between 10 and 90% of the alarm threshold.


- Sensitivity range alarm: 0.02 %/m – 10 %/m
- Sensitivity range pre-signals: 0.002 %/m – 9 %/m
- All the electronic parts are coated.

Operating voltage: 5 VDC

Dimensions (HxWxD): 127 x 120 x 95 mm

5.3. Expansion modules

Loop I/F module for Special Fire Detectors



XLM 35

SecuriLine eXtended

11-2200003-01-02

With the installation of an XLM 35, special fire detectors like ASDs can be ideally connected via the addressable loop to the SecuriFire fire alarm systems. The normative alarm transmission to the superordinate FACP is then accomplished via the XLM 35.

The XLM 35 module is coated and allows also central configuration of special fire detectors with the Config Over Line function.

The module comes with mounting brackets, screws and ribbon cable.

Operating voltage:	5 VDC
Power consumption:	20 mA
Operating temperature:	-30°C to +60°C
Weight:	56 g
Dimensions (HxWxD):	58 x 97 x 17 mm

Relay I/F module for ASD 535



RIM 35

5 relays with changeover contacts


11-2200031-01-01

The RIM 35 module is coated and brings five (5) additional relay outputs to your ASD 535. Expansion limit is two (2) RIM 35 / 10 relays. Each relay can be assigned to any ASD event by programming with the ASD Config software. The module comes with mounting brackets, screws and ribbon cable.

Operating voltage:	5 VDC
Power consumption:	15 mA
Operating temperature:	-30°C to +60°C
Weight:	85 g
Dimensions (HxWxD):	58 x 97 x 17 mm

Aspirating Systems

Relay I/F module for Special Fire Detectors VdS CE




RIM 36 5 relays with changeover contacts

11-2200005-01-03

The RIM 36 module is coated and brings five (5) additional relay outputs to your Special Fire Detector (except ASD 535). Expansion limit is two (2) RIM 35 / 10 relays. Each relay can be assigned to any ASD event by programming with the ASD Config software. The module comes with mounting brackets, screws and ribbon cable.

Operating voltage:	5 VDC
Power consumption:	15 mA
Operating temperature:	-30°C to +60°C
Weight:	85 g
Dimensions (HxWxD):	58 x 97 x 17 mm

Memory card module for ASD 535 VdS CE



MCM 35

4000285-01-01

The Memory Card Module lets you trace up to 18'000 events and logs the measurement data of 80 days. This capability is fixed (SD cards larger than 1GB will not expand it). The board comes with mounting brackets, screws and ribbon cables, with SD card.

Operating voltage:	5 VDC
Power consumption:	25 mA
Operating temperature:	-30°C to +60°C
Weight:	43 g
Dimensions (HxWxD):	58 x 99 x 17 mm

Serial I/F Module networking of Special Fire Detectors VdS CE



SIM 35

11-2200000-01-04

The SIM 35 module is coated and is for the RS 485 networking of up to 250 Special Fire Detectors like ASD 535 or ASD 532 .

Using the "ASD Config" configuration software, all ASDs in the network can be visualized and configured from a PC. The module comes with mounting brackets, screws and ribbon cables.

Operating voltage:	5 VDC
Power consumption:	20 mA
Operating temperature:	-30°C to +60°C
Weight:	56 g
Dimensions (HxWxD):	58 x 95 x 17 mm

Serial Master Module for networking of Special Fire Detectors



SMM 535

11-2200001-01-01

This interface connects the RS485 (over SIM 35) networked ASDs to a USB port of a PC. It is powered by the USB port.

Operating voltage:	USB powered / 5 VDC
Operating temperature:	-30°C to +60°C
Weight:	165 g
Dimensions (HxWxD):	82 x 89 x 55 mm
Material:	PC
Color:	light grey (RAL 7035)

Universal module support for Special Fire Detectors



UMS 35

4301252-01-01

Universal module support for the attachment of BX-OI3, SCI 82 and others.

Weight:	60 g
Dimensions (HxWxD):	130 x 11 x 94 mm

Aspirating Systems

5.4. Demo and Test Equipment

Democase for ASD 535



ASD 535 DCU

249704

ASD 535 Democase unit for training and sales presentations.
Containing one ASD 535-4, alarm and fault simulation equipment, buzzer for alarm indication, USB cable for PC connection, power cable (swiss standard & international adapter type F)

Mains voltage:	100-240VAC
Power consumption:	<500mA
Operating temperature:	-30°C to +60°C
Weight of basic version:	14 kg
Dimensions (HxWxD):	580 x 430 x 230 mm

Democase for ASD 531/532


















ASD 531/532 DCU

249702

ASD 531/532 Democase unit for training and sales presentations.
Containing one ASD 531 and one ASD 532. For alarm and fault simulation. Equipped with buzzer for alarm indication, Ethernet cable for PC connection of ASD 532. Power cable (swiss standard & international adapter type F)

Mains voltage:	100-240VAC
Power consumption:	<500mA
Operating temperature:	-20°C to +70°C
Weight of basic version:	15 kg
Dimensions (HxWxD):	500 x 354 x 365 mm







5.5. Spare Parts

ASD Spare Parts			
Main boards			
	Main board for ASD 535-1 and -3 Repair exchange only	AMB 35-1	11-200016-01-01
	Main board for ASD 535-2 and -4 Repair exchange only	AMB 35-2	11-2200017-01-01
	Main board for ASD 535-3 HD coated Repair exchange only	AMB 35-1 CP	11-2200021-01-01
	Main board for ASD 535-4 HD coated Repair exchange only	AMB 35-2 CP	11-2200022-01-01
	Main board for ASD 533-1 Repair exchange only	AMB 33-1	11-2200004-01-02
	Main board for ASD 531 Repair exchange only	AMB 31	11-2200012-01-03
	Main board for ASD 532 Repair exchange only	AMB 32	11-2200013-01-04
Basic control board			
	Basic control board for standard display of ASD 535-1 and -2 Repair exchange only	BCB 35	4301220-0101
	Basic control board for advanced display of ASD 535-3 and -4 Repair exchange only	ACB 35	4301221-0101
	Basic control board for advanced display ASD 535-3 and -4 HD version, coated Repair exchange only	ACB 35 CP	11-2200020-01-01
Air flow			
	Air flow sensor for ASD 535 Repair exchange only	AFS 35	4000300
	Replacement O-RING for AFS 35 delivery unit: 50 pcs	O-RING	11-2300036-01-01
	Air flow sensor for ASD 531 and ASD 532 Repair exchange only	AFS 32	11-2200007-01-01
Aspirating fan			
	Aspirating fan unit for ASD 535	AFU 35	4000299
	Aspirating fan unit for ASD 531 and ASD 532	AFU 32	11-2200008-01-01

Aspirating Systems

ASD Spare Parts

Various spare parts

	SD-Card Industrial 2GB	SD-Industrial	11-4000007-01-01
	Button battery	BATT 3V CR2032	11-4000010-01-01
	Rotary Snap Lock for ASD 531/532/535 delivery unit: 4 pcs	RSL 35	4301315-0101
	Insect protection screen for ASD 531/532/535 delivery unit: 2 pcs	IPS 35	11-2300012-01-01
	M20 Cable Screw Union delivery unit: 10 pcs	M20 VE10	11-4000003-01-02
	M25 Cable Screw Union delivery unit: 10 pcs	M25 VE10	11-4000004-01-02

6. Dongle license and ASD PipeFlow

Basic license:	<p>Limited access for ASD Config software. Available with or without networking* visualization. Only read functions and the following write functions are possible:</p> <ul style="list-style-type: none"> - Change the current program (e.g. X01-X03, A11,B11 etc.) - No change of parameters in the X01-X03 programs. - Project texts - FW-download - RTC clock adjustment - Change the tool language
Programming license:	<p>Full access to all available ASD Config software functions. Only available after Securiton training.</p>
Networking license:	<p>Networking Up to 250 aspirating smoke detectors (ASD 532 and / or ASD 535) can be networked between each other, in order to configure and visualize devices from one central location. The networking takes place via RS 485 with SIM 35 and SMM 535 or Ethernet. A combination of both transmission media is possible. The networking can be added to the Basis license and Programming licenses</p>
<p>Dongle order form available on the Securiton Homepage: http://www.securiton.com</p>	

ASD PipeFlow

Planning and calculation software for planning symmetric and asymmetric sampling pipe topologies. (Subject to licence)
Requirements: Windows XP / 7 / 8.1; 1 GB RAM;
Hard disc space 50 MB

ASD PipeFlow

VE100390

ASD Dongle license

ASD Config Basic License

LIC ASD

VE100391

ASD Config Programming full access
(only in combination with Basic License ASD available)

LIC ASD Prog

VE100392

ASD Config Networking to configure and visualize

LIC ASD Net

VE100393

Securiton Dongles

Dongle for Securiton Applications (without license)

ULM-DP

VE100450

Dongle for Securiton Applications (without license)
Pack of 5 Dongles

ULM-DP 5

VE100451

Dongle for Securiton Applications (without license)
Pack of 10 Dongles

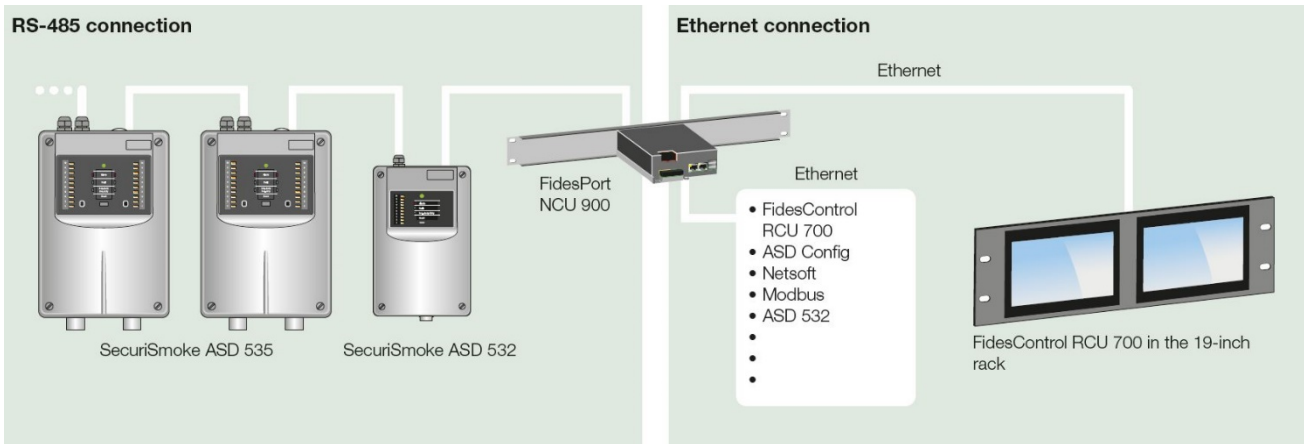
ULM-DP 10

VE100452

7. ASD Networking and Visualization





7.1. FidesNet

FidesNet makes it possible to connect multiple SecuriSmoke aspirating smoke detectors in a network while also enabling decentralized access via one or more FidesControl RCU 700 units. The performance scope includes RS-485 networking plus the visualization and operation of all connected ASDs on the FidesControl RCUs linked in the network. Various other functions can be implemented in addition to visualization and operation. The FidesNet networking solution offers the possibility of connecting the special fire detectors on the field level to superordinate systems via the FidesPort NCU 900 over Modbus or SNMP protocol.



FidesNet

Hardware

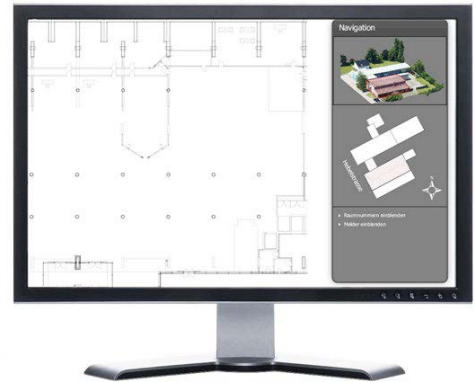
	Remote Control Unit	RCU 700	11-5000004-01-01
	Network Communication Unit	NCU 900	11-5000003-01-01
	RCU 700 Mounting frame 19-1	RMF 19-1	11-5000006-01-01
	RCU 700 Mounting frame 19-2	RMF 19-2	11-5000006-02-01

7.2. NetSoft

The NetSoft software tool visualises live data from the aspirating smoke detectors directly on the computer. From one central point, you have a complete overview of the entire ASD network.

The main benefits of NetSoft are:

- One tool for visualization, operation, configuration
- Clearly arranged graphic of the whole installation
- Color status display for simple interpretation
- Event monitoring, remote control and event logging
- Trending view
- Configuration options for technicians
-



Please contact your local sales representative if you wish more information about how to proceed if you have a project where NetSoft is used.

SecuriFire Netsoft

Netsoft for 0 - 10 ASD's	NetSoft 10	VE100471
Netsoft for 11 – 30 ASD's	NetSoft 30	VE100472
Netsoft for 31 – 50 ASD's	NetSoft 50	VE100473
Netsoft for 51 – 120 ASD's	NetSoft 120	VE100474
Netsoft for 121 - plus	NetSoft max	VE100475

ASD Networking and Visualization

7.3. Multichannel ASD

SecuriSmoke ASD is now available as 4 and 8-channel versions for connecting large tube networks to the ASD. On request, the multichannel ASDs can also be modularly expanded with a channel identification capability for pinpointing the smoke source. The channel identification information can be fed into FidesNet or NetSoft without additional programming.



Manifold VdS CE



MF4 25 ABS

11-2300127-01-01

With the Manifold, four to eight intake lines can be routed to one ASD.
The Manifold is plugged onto the inlet of the ASD housing. Due to the conical shape of the inlet and the precise fit, the self-locking connection is tight. No adhesive is required.

Operating temperature:	-30°C to +60°C
Weight of basic version:	250 g
Dimensions (HxWxD):	166 x 105 x 54 mm
Material:	PC / ABS
Color:	Anthracite violet (RAL 300 20 05)

Detector Box VdS CE



REK 511

199443

For the channel identification, cabinet monitoring or localization of a fire in a separate room. To use together with the SSD 515-Xs smoke detector.

Operating voltage:	18 to 28 VDC
Power consumption:	30 mA
Protection class:	IP53
Operating temperature:	-0°C to +50°C
Weight of basic version:	580 g
Dimensions (HxWxD):	186 x 122 x 85 mm
Material:	ABS
Color:	light grey (RAL 7035)

Scattered light smoke detector for REK 511



SSD 515-1S sensitivity 1.2%/m

5000604-0101

SSD 515-3S sensitivity 0.3%/m

5000604-0103

The SSD 515-xS is the smoke sensor for the accessory device REK 511 for the Aspirating Smoke Detector family. The SSD 515-xS operates according to the scattered light principle and is designed so that it optimally meets the specific requirements of smoke detection in association with an Aspirating Smoke Detector.. By choosing the appropriate detector sensitivity, application-specific detection properties of the Aspirating Smoke Detector are possible.

Mains voltage / Frequency:	18 to 28 VDC
Power consumption:	29 mA
Operating temperature:	-20°C to +60°C
Weight of basic version:	74 g
Dimensions (ØxH):	80 x 56 mm
Material:	PC

Tubes and Fittings for Sampling Pipe

8. Tubes and Fittings for Sampling Pipe

The materials for the sampling pipes are part of the VdS-Approval. For this reason, only materials approved and listed by Securiton may be used to build the system.

The pipe material is available in various plastics and metals. Most of the individual plastic pipe parts are glued.

The flexible pipe material for equipment and object monitoring is stretchable.

The metal pipes are connected by press fitting, the rigid plastic pipes can be deformed by heating.

The necessary tools such as pliers or pipe cutters can be purchased from specialist dealers.

8.1. ABS Tubes and Fittings












ABS tubes and fittings with outer diameter of 25 mm. Basic colour is red, other colours and materials on request. The most important mechanical properties of ABS are impact resistance and toughness.

Temperature range for applications: -30°C to +60°C

All ABS tubes are inscribed: «FIRE ALARM AIR SAMPLING PIPE DO NOT CUT OR PAINT»

ABS tubes and fittings

Tube and fittings

	Sampling tube d=25mm, ABS red 3m	TU 25 ABSRED	11-2300049-01-01
	Bend 90° d=25mm, ABS red delivery unit: 10 pieces	BE 25 ABSRED	11-2300050-01-01
	Angle 90° d=25mm, ABS red delivery unit: 10 pieces	AN 25-90 ABSRED	11-2300057-01-01
	Angle 45° d=25mm, ABS red delivery unit: 10 pieces	AN 25-45 ABSRED	11-2300052-01-01
	T-piece d=25mm, ABS red delivery unit: 10 pieces	TP 25 ABSRED	11-2300053-01-01
	Socket d=25mm, ABS red delivery unit: 10 pieces	SO 25 ABSRED	11-2300051-01-01
	Screw-junction piece d=25mm, ABS red delivery unit: 10 pieces	SJ 25 ABSRED	11-2300055-01-01
	End cap d=25mm, ABS red delivery unit: 10 pieces	EC 25 ABSRED	11-2300054-01-01
	Pipe clamp d=25mm, ABS red delivery unit: 20 pieces	PC 25 ABSRED	11-2300056-01-01
	Flex tube d=25mm, ABS red 30cm	FH 25 ABSRED Set03	11-2300121-01-01
	Flex tube d=25mm, ABS red 1m	FH 25 ABSRED Set1	11-2300120-01-01

Compressed-air connection




CC 25 ABS

50-0500419-01-01

Compressed-air connection for tube TU 25 ABS for cleaning the aspirating tube.

Material:	ABS
Color:	grey

Ventilation duct flange



DF 25 ABS

50-0500186-01-01

Flange for tube TU 25 ABS for the monitoring of ventilation ducts. Per duct 1 or 2 pcs for aspirating stub and 1 or 2 pcs for the air recirculation, depending the width of the duct.

Material:	ABS
Color:	grey

Assembly hint:

Please consider the planning hints mentioned in the technical documentation.

Reduction – 25mm - 3/4"



RE 3/4-25 ABS

50-0500495-01-01

Reduction for 25mm tube to be connected to 3/4" tube (TU 25 ABS).







Dimension (Ø):	3/4" / 25mm
Material:	ABS
Color:	grey

Tubes and Fittings for Sampling Pipe

8.2. Capillaries

Capillares tubes and fittings

Tube and fittings

	Set contains a T-piece, 2m of tube and a flush sampling head	CT 10/7 ABS-SPF-Set	11-2300118-01-01
	Set contains a T-piece, 2m of tube and a conical sampling head	CT 10/7 ABS-SPC-Set	11-2300117-01-01
	Capillary tube 10mm, length 30m	CT 10/7 PA 30	11-2300119-01-01
	T-piece to connect capillary tube to ABS pipe system	TP 25-10 ABSRED	11-2300125-01-01
	Conical capillary head	SPC 10 PA	11-2300123-01-01
	Flush capillary head	SPF 10 PA	11-2300124-01-01

8.3. Flex Pipe Materials

Flexible tube



FT 21 PA

11-2300074-01-01

Flexible tube for sampling stub flex and equipment monitoring.

- Length 50m

Dimensions (outer Ø):	21,2 mm
Material:	PA
Color:	black

Self sealing coupling M20



SC 20ST PA

11-2300085-01-01

Self sealing coupling straight to connect flexible tube (FT 21 PA) with a tube TU 25 XXX.

delivery unit: 10 pieces

Dimensions (outer Ø):	M20 / 21,2 mm
Material:	PA
Color:	black

Self sealing coupling M20



SC 20BE PA

11-2300084-01-01

Same as SC 20 ST PA but bent
delivery unit: 10 pieces

Dimensions (outer Ø):	M20 / 21,2 mm
Material:	PA
Color:	black

Adapter M20



AD 20 ABS

50-0500449-01-01

Ring nut to use together with SC 20XX PA. The rings have to be glued into ABS sockets, T-pieces with diameter 25mm.

delivery unit: 10 pieces

Dimensions:	M20
Material:	ABS
Color:	black

Tubes and Fittings for Sampling Pipe

8.4. Concrete Inserts

Temperature range for applications with concret innserts: -15°C to +60°C

Sampling tube




FT 32C

11-2300035-01-01

Tube for concrete insertion.
delivery unit: roll of 50m

Dimensions (outer Ø):	32 mm
Material:	PE (KRF 32 M)
Color:	orange

Sampling rosette



SP 30 PVC




11-2300043-01-01

To be used together with sampling points SP 32T and SP 32C for sampling holes on plastering. Hose is included.

Material:	PVC
-----------	-----

Concrete sampling points

Connection for tube FT 32C







	Sampling point T-piece, Ø 32 mm, set, for concrete insert	SP 32C T	11-2300115-01-01
	Sampling point L-piece, Ø 32 mm, set, for concrete insert	SP 32C L	11-2300114-01-01
	T-branch connection TP 32C, Ø 32 mm, set, for concrete insert	TP 32C	11-2300116-01-01

8.5. Stainless Steel Tube Materials

Stainless steel is typically used in the food industry where the use of stainless steel is often required for reasons of hygiene. Another use case is in high temperature application typically above 60°C, often in combination with our LK 35 air cooler. The temperature is reduced by the LK35 to a temperature acceptable for the ASD.

Stainless Steel Material

Fittings

	Tube, Ø 22 mm, length 6 m, stainless steel	TU 22 StSteel	0.101134
	Bend 90°, Ø 22 mm, stainless steel	BE 22 StSteel	50-0500489-01-01
	T-piece, Ø 22 mm, stainless steel	TP 22 StSteel	50-0500492-01-01
	Socket, Ø 22 mm, stainless steel	SO 22 StSteel	50-0500491-01-01
	Adapter, Ø 22 mm - 3/4", stainless steel	AD 22-25 StSteel	50-0500493-01-01
	End-cap, Ø 22 mm, stainless steel	EC 22 StSteel	50-0500490-01-01

Adapter-socket



AD 25-Inch ABS

3220379

Adapter-socket for the junction of tubes TU 25 ABS and TU 22 StSteel. To use together with adapter AD 22-25 StSteel.

Dimensions (Ø):	25 mm – 3/4"
Material:	Stainless steel

Tubes and Fittings for Sampling Pipe

8.6. Sampling Points

Sampling hole clip



CLIP 2.0 PA	Hole diameter: 2.0 mm	50-0500463-01-01
CLIP 2.5 PA	Hole diameter: 2.5 mm	50-0500464-01-01
CLIP 3.0 PA	Hole diameter: 3.0 mm	50-0500465-01-01
CLIP 3.5 PA	Hole diameter: 3.5 mm	50-0500466-01-01
CLIP 4.0 PA	Hole diameter: 4.0 mm	50-0500467-01-01
CLIP 4.5 PA	Hole diameter: 4.5 mm	50-0500468-01-01
CLIP 5.0 PA	Hole diameter: 5.0 mm	50-0500469-01-01
CLIP 5.5 PA	Hole diameter: 5.5 mm	50-0500470-01-01
CLIP 6.0 PA	Hole diameter: 6.0 mm	50-0500471-01-01
CLIP 6.5 PA	Hole diameter: 6.5 mm	50-0500472-01-01
CLIP 7.0 PA	Hole diameter: 7.0 mm	50-0500473-01-01

Sampling hole on aspirating pipe (clip).
Available with different diameter according to the project data.

Only for pipes with 25 mm diameter.

delivery unit: 10 pieces

Tubes and Fittings for Sampling Pipe

Sampling hole clip colour



CLIP 2.0 PA ye	Hole diameter: 2.0 mm Yellow RAL 1026	50-0500616-01-01
CLIP 2.5 PA gy	Hole diameter: 2.5 mm Grey RAL 7035	50-0500617-01-01
CLIP 3.0 PA ru	Hole diameter: 3.0 mm Ruby RAL 3003	50-0500618-01-01
CLIP 3.5 PA bl	Hole diameter: 3.5 mm Blue RAL 5012	50-0500619-01-01
CLIP 4.0 PA gn	Hole diameter: 4.0 mm Green RAL 6038	50-0500620-01-01
CLIP 4.5 PA bk	Hole diameter: 4.5 mm Black RAL 9021	50-0500621-01-01
CLIP 5.0 PA bn	Hole diameter: 5.0 mm Brown RAL 8003	50-0500622-01-01
CLIP 5.5 PA wh	Hole diameter: 5.5 mm White RAL 9003	50-0500623-01-01
CLIP 6.0 PA og	Hole diameter: 6.0 mm Orange RAL 2005	50-0500624-01-01
CLIP 6.5 PA mt	Hole diameter: 6.5 mm Mint RAL 6033	50-0500625-01-01
CLIP 7.0 PA pu	Hole diameter: 7.0 mm Purple 4008	50-0500626-01-01

Sampling hole on aspirating pipe (clip).
Available with different diameter according to the project data.

Only for pipes with 25 mm diameter.
delivery unit: 10 pieces

Maintenance clip



CLIP REV PA rd **50-0500627-01-01**

Clip without hole for revision purpose.
delivery unit: 10 pieces

Dimensions (Ø):	25 mm
Material:	PA

Tubes and Fittings for Sampling Pipe

Sampling Point Stickers



SP Sticker

11-2300122-01-01

Sampling point sticker white
delivery unit: roll with 100 pcs

Operating temperature:	-30°C to +120°C
Dimensions (Ø):	23 mm
Material:	PVC

Sampling-funnel



SF ABS

50-0500421-01-01

Sampling-funnel for tubes TU 25XXX. For sampling points exposed to high air current like monitoring of server racks or air conditioners.

- For pipes with a max. Ø of 25mm
- Hole diameter: 5.0 mm
-

Operating temperature:	-40°C to +100°C
Material:	ABS

Sampling-funnel



SF 22 PE EX

ATEX


50-0500047-02-01

Sampling-funnel for application in ATEX areas. Use with stainless steel tubes TU 22 StSteel. For sampling points exposed to high air current.

- For pipes with Ø of 22mm
- Hole diameter: 5.0 mm

Operating temperature:	-40°C to +80°C
Material:	Murtfeld S (antistatic)

Rosette for sampling tube stiff



SP 36 ABS

50-0500450-01-01

For tubes TU 25 ABS to create the sampling point type "sampling tube stiff with rosette".

Has to be glued into the tubes TU 25 ABS.

- Various outer Ø (b) on demand available.
- delivery unit: 10 pieces

Dimensions (Ø):	a: 21.5 mm
	b: 35 mm
Material:	ABS

Tubes and Fittings for Sampling Pipe

Sampling point for ceiling duct



SP M20 ABS

50-0500081-01-01

Sampling point for ceiling ducts to connect flex sampling pipe (FT 21 PA.). To connect the flex sampling pipe FT 21 PA. Inclusive self sealing coupling SC 20ST PA.

- Installation depth: 35 mm

Dimensions (Ø):	M20 / 36 mm
Material:	ABS

Sampling point for ceiling duct (Set)



SP M20 ABS-Set

50-0500480-01-01

Sampling point for ceiling ducts. Complete set incl. T-Piece TP 25XXX, flex sampling pipe (FT 21 PA) and sampling point (SP M20 XXX).

- Length sampling stub: 1.5 m

Material:	ABS
-----------	-----

Sampling point with heating



HEAT 3.0 ABS

red

50-0500451-02-01

HEAT 3.5 ABS

blue

50-0500452-02-01

HEAT 4.0 ABS

green

50-0500453-02-01

HEAT 4.5 ABS

black

50-0500454-02-01

HEAT 5.0 ABS

brown

50-0500455-02-01

To install the aspirating pipe in deep-freeze rooms to prevent the freezing of the aspirating holes. HEAT X.X is the relevant diameter for ASD PipeFlow-calculations (3.0/3.5/4.0/4.5/5.0mm)

Dimensions (Ø):	25 mm
-----------------	-------

Hole Diameter	
5,7 mm	HEAT 3.0 ABS
6,1 mm	HEAT 3.5 ABS
6,3 mm	HEAT 4.0 ABS
6,7 mm	HEAT 4.5 ABS
7,1 mm	HEAT 5.0 ABS

Heat Resistor



Heat Resistor

11-2300079-01-01

Replacement for the sampling point with heating HEAT X.X ABS.

- Resistor: 220 Ω

Tubes and Fittings for Sampling Pipe

Cable connection fitting



CCF 25 ABS

50-0500456-01-01

Cable connection fitting set for T-junctions of the tubes in deep-freeze rooms.

Dimensions (Ø): 25 mm

Silicon litz wire



SLW 0.5 wt

white

50-0500483-01-01

SLW 0.5 bk

black

50-0500482-01-01

Silicon litz wire 0.5mm² to connect the heating resistors in the heating nozzles HEAT X.X ABS.
delivery unit: 100 m

Wiring connection unit



WCU 535 PC

11-2300046-01-01

For the introduction of the supply of sampling points with heating into the aspirating tube, with internal clamps.

For more details, please see the guidelines for deep freeze-warehouses.

- Pipe connection Ø 25 mm

Weight: 317 g




Dimensions (HxWxD): 150 x 107 x 85 mm

Material: PC

Color: light grey (RAL 7035)

9. Clamps, Glue and Cleaner

Mounting Material

Clamp			
	Pipe clamp, Ø 25 mm, PVC delivery unit : 100 pcs	PC 25 PVC	11-2300083-01-01
	Pipe clamp d=25mm, ABS red Temperature resistance: -10°C to 130°C for long periods delivery unit : 20 pcs	PC 25 ABSRED	11-2300056-01-01
	Grounding Clamp ASD	GC 25 EX	50-0500215-02-01

ABS glue, 250ml



Glue 250 ABS – Attention: Danger   **11-2300077-01-01**

Regulation (EC) No. 1272/2008

Glue for ABS material.

Hazard statements:

- H225 Highly flammable liquid and vapour.
- H319 Causes serious eye irritation.
- H336 May cause drowsiness or dizziness.

Dangerous goods may cause additional costs on airfreight.

Cleaner for PVC and ABS, 1000ml



Cleaner 1000 – Attention: Danger   **11-2300067-01-01**

Regulation (EC) No. 1272/2008

For cleaning and degreasing piping, sleeves and fittings made of (rigid) PVC, PVC-C and ABS.

Not suitable for the dilution of PVC, PVC-C and ABS cement.

Hazard statements:

- H225 Highly flammable liquid and vapour.
- H319 Causes serious eye irritation.
- H336 May cause drowsiness or dizziness.

Dangerous goods may cause additional costs on airfreight.

10. Accessories

Dust filter unit VdS



DFU 911 **11-2300030-01-02**

DFU 911S with protection flap **11-2300103-01-01**

The DFU 911 dust filter unit can be installed in the sampling pipe tube network for use with an ASD aspirating smoke detector in applications subject to dust or dirt. This significantly extends the service life of the smoke sensors, air flow sensors and fans used in the ASD and results in enhanced resistance to false alarms. The DFU 911S version has an integrated protection flap to avoid a filter is used without cartridge and to protect the ASD during cartridge exchange.

Operating temperature:	0°C to +60°C
Weight of basic version:	490 g
Dimensions (HxWxD):	210 x 111 x 137 mm
Material:	ABS blend, UL 94-V0

Accessories		
Replacement cartridge for DFU 911 and DFU911S	RFC 911	11-2300031-01-01
Replacement cartridge for DFU 911 and DFU911S delivery unit: 20 pcs	RFC 911 VE20	11-2300031-02-01

Assembly hint:
Not suitable for deep freeze, outdoor and areas with high humidity.

Filter box small VdS



FBS 25 PC **50-0500143-01-02**

Filter box small including filter-mat. Inserted into the sampling pipe before ASD.
 - Pipe connection Ø:25 mm






Operating temperature:	-30°C to +60°C
Dimensions (HxWxD):	80 x 82 x 85 mm
Material:	PC
Color:	light grey (RAL 7035)

Accessories		
Filter mat small for filter box small delivery unit: 5 pcs	FBS 25 EFM	50-0500112-02-01

Assembly hint:
Special filter for deep freeze application.

Filter Box Spare parts

Filter mat

	Filter mat large for filter box large FBL 25 PC delivery unit: 5 pcs.	FBL 25 EFM	50-0500410-02-01
	Filter mat for filter box extra large FBX 25 PC	Filter-Mat X	50-0500530-01-01
	Holder for Filter-Mat X	Holder Filter-Mat X	50-0500185-01-01
	Replacement cartridge for DFU 535L	DFU 535L RC	11-2300069-01-01
	Replacement cartridge for DFU 535XL	DFU 535XL RC	11-2300070-01-01

Magnetic filter system



MFS 25

11-2300104-01-01



To supplement the dust filter unit with the range of metal-containing dusts.

- Extends the service life of the smoke sensors used in the aspirating smoke detector
- Prevents false alarms caused by dust containing metal
- Includes two 5/4-inch reductions to 40 mm and two reductions 40 mm by 25 mm (PVC)

Operating temperature:	-30°C to +60°C
Dimensions (HxWxD):	315 x 125 x 100 mm
Material:	PC
Color:	light grey (RAL 7016)

Accessories

Dirt trap box VdS



DTB 25 PC

50-0500198-01-01

Dirt trap box
To be used in very dusty rooms. Inserted into the sampling pipe before dust filter of any type and ASD.
- Pipe connection Ø:25 mm

Operating temperature:	0°C to +60°C
Dimensions (HxWxD):	160 x 250 x 90 mm
Material:	PC
Color:	light grey (RAL 7035)

Water retaining devices VdS



WRT 25 ABSRED

11-2300126-01-01

Water retaining tube used in applications with high humidity and constant temperature change. Must be drain manually by opening the ball tap.

Operating temperature:	-40°C to 70°C
Dimensions (LxØ):	410x 75mm

Water retaining devices VdS



WRB 25 ABS


50-0500057-01-02

Water retaining box with automatic drain
Used in rooms with high humidity. Inserted into the sampling pipe before DTB 25 PC (when used), any types of dust filters (when used) and ASD.
- Pipe connection Ø:25 mm

Operating temperature:	0°C to +60°C
Dimensions (HxWxD):	160 x 250 x 90 mm
Material:	ABS
Color:	light grey (RAL 7035)

Accessories		
Sealing plate for WRB 25	WRB 25 SL	50-0500569-01-01

Air cooler and water separator

**LK 35 – ABS****50-0500123-01-01**

Is used as an air cooler when the sampling pipe is in a room >60°C. Can also be used as a water separator in rooms with high amount of air humidity and / or condensing water because of temperature differences. For more details see the technical documentation.

Operating temperature:	0°C to +60 °C
Weight of basic version:	8000 g
Dimensions (HxWxD):	1000 x 730 x 80mm
Material:	Copper pipe d=22x1 mm

Automatic blow out device



ADB 500



ADB 1000/2000

ADB 500 ABS	1 sampling pipe ABS	50-0500571-02-01
ADB 1000	1 sampling pipe	50-0500520-01-03
ADB 2000	2 sampling pipes	50-0500523-01-03

The automatic blow-out devices are used in areas which are polluted with a high amount of dust- and dirt particles. With the blow-out device, 1 sampling pipe is automatically blown out and cleaned, to prevent fault messages caused by clogged aspiration points and also to avoid false alarms. At the same time, the life-time of the „optical scattered-light-detector“ located in the aspiration system is substantially increased.

- 4 bar constant air pressure
- Pipe connection Ø:25 mm

ADB 500:

- 1 channel version without certifications

ADB 1000:

- 1 channel version with VdS certification

ADB 2000:

- 2 channel version with VdS certification

Mains voltage / Frequency:	15 to 30 VDC
Power consumption:	55 mA
Protection class:	
ADB 500	IP65
ADB 1000/2000	IP54
Operating temperature:	0°C to +50°C
Weight of basic version:	
ADB 500	2800 g
ADB 1000/2000	8400 g
Dimensions (HxWxD):	
ADB 500	235 x 205 x 90 mm
ADB 1000	465 x 230 x 190 mm
ADB 2000	580 x 280 x 240 mm

Accessories

Manual ball valve VdS



MV 25 ABS **11-2300080-01-01**

Manual ball valve for revision and cleaning works with compressed air.

- Pipe connection Ø:25 mm

Operating temperature:	-40°C to +60°C
Dimensions (HxWxD):	100 x 145 x 90 mm
Material:	ABS
Color:	silver grey (RAL 7001)

Detonation flame arrester Ex VdS



DFA 25-3 category IIC **50-0500139-01-01**

DFA 25-2 category IIB **50-0500084-01-02**

DFA 25-1 category IIA **50-0500085-01-02**

Detonation flame arrester for explosion zones. 2 pieces are needed per sampling tube.

For more details see the technical documentation.

- Pipe connection Ø:25 mm

Approvals

Ex Approval:	BAM 01 ATEX 0007 X
--------------	--------------------

Noise reduction housing



Insulation housing **50-0500073-01-02**

The noise insulation housing is used as an accessory part for the aspirating smoke detector ASD 535 in areas where a low level of noise is required. If the ventilator noise from the aspirating smoke detector is found to be disruptive and changing the location of the evaluation unit is not possible, the aspirating smoke detector can be integrated into a noise insulation housing.

- Sound pressure level: 20 dB (A)

Protection class:	IP54
Weight of basic version:	21,5 Kg
Dimensions (HxWxD):	500 x 500 x 300 mm
Material:	Steel sheet
Color:	light grey (RAL 7035)

Additional housing for SecuriSmoke ASD 535

**ASD Housing Ex****50-1200001-01-01**

The additional housing is designed for the integration of an aspirating smoke detector ASD 535. The additional housing should be used as additional personal protection in explosive areas. If there is danger of operations related damage (e.g. lift truck operations) to the aspirating smoke detector, the additional housing can serve as a mechanical protection measure.

Protection class:	IP54
Weight of basic version:	21 Kg
Dimensions (HxWxD):	500 x 500 x 300 mm
Material:	Steel sheet

Assembly hint:

The ASD Ex Housing must be placed outside of the Ex-Zone.

11. Power Supply

Power supply 24V CE



STX2401-C-SEC	1 Ampere	11-5000007-01-01
STX2402-C-SEC	2 Ampere	11-5000008-01-01

Power supply unit in protective steel housing to support two 7 Ah or 2.1 Ah batteries.
 For SecuriSmoke ASD and SecuriHeat ADW.
 - incl. battery connection kit
 - incl. installation instructions / data sheet
 - excl. batteries (accumulators)
 - excl. cable glands for cable openings in housing

Output voltage:	24 VDC
Output current:	1 A / 2 A
Operating temperature:	-10°C to +40°C
Weight:	3200 g (without batteries)
Dimensions (HxWxD):	275 x 330 x 80 mm
Material:	Steel sheet

Assembly hint:
 Batteries recommended and compatible by the manufacturer:
 - Yuasa (models: NP7-12 / NP17-12)
 - PowerSonic (models: PS12070 / PS12170)
 - Interlogix (model: BS131N)

Power supply 24V CE



STX2405-E-SEC	5 Ampere	11-5000009-01-01
----------------------	----------	-------------------------

Power supply unit in protective steel housing to support two support two 17 or 18 Ah batteries.
 For SecuriSmoke ASD and SecuriHeat ADW.
 - incl. battery connection kit
 - incl. installation instructions / data sheet
 - excl. batteries (accumulators)
 - excl. cable glands for cable openings in housing

Output voltage:	24 VDC
Output current:	5 A
Operating temperature:	-10°C to +40°C
Weight:	3400 g (without batteries)
Dimensions (HxWxD):	420 x 400 x 80 mm
Material:	Steel sheet

Assembly hint:
 Batteries recommended and compatible by the manufacturer:
 - Yuasa (models: NP7-12 / NP17-12)
 - PowerSonic (models: PS12070 / PS12170)
 - Interlogix (model: BS131N)

12. Test and Maintenance Tools

Cleaning Kit SecuriSmoke ASD



ASD RK

50-0500062-01-02

ASD RK - Koffer

50-0500095-01-01

The cleaning kit is generally used for service and maintenance work on aspirating smoke detectors. It is used for cleaning suction pipes that can be blown out and aspirated at high power. Adaptation to the respective suction pipes is possible with the supplied accessory materials.

Compressed air capacity:

- Air volume" approx. 1500 l/min
- Operating pressure approx 230 mbar

Mains voltage / Frequency:	230 VAC
Power consumption:	1100 W
Weight:	3400 g

Test and Maintenance Tools

Electronic Smoke Detector



Solo 365

11-2300039-01-01

For easy, efficient testing of aspirating smoke detectors and regular smoke detectors.

- No residues in the smoke detector due to the application
- Good test reproducibility due to defined smoke quantity and density
- Easy replacement of smoke cartridges
- Easy replacement of battery and smoke generator
- Display of operating status and condition of battery, smoke cartridge and smoke generator
- Intermateable with UTP Test pole → UTP SOL Adapter

- Tester Kit containing: (1 piece of each)
- Smoke Cartridge Solo ES3
- Battery Pack Solo 370
- Charger
- Smoke Generator Solo 371
- Manual (en)

Assembly hint:

The Solo 372 adapter for ASD and the Solo 611 storage bag must be ordered separately

Electronic Smoke Detector Accessories

Solo Accessories

	Adapter for ASD testing.	Solo 372	11-2300041-01-01
	Protective Carrying / Storage Bag for Solo 365	Solo 611	11-2300037-01-01
	Smoke Cartridge for Solo 365 delivery unit : 12 pcs	ES3 VE12	11-2300038-01-01
	Lithium Ion Battery Pack for Solo 365	Solo 370	11-2300042-01-01
	Smoke Generator for Solo 365	Solo 371	11-2300040-01-01
	Adapter UTP-Testpole to Testifire head	UTP SOL	3330256

13. Product Type Index

A		CLIP 4.0 PA..... 32	L	
ACB 35..... 19	CLIP 4.0 PA gn..... 33	LIC ASD21		
ACB 35 CP 19	CLIP 4.5 PA..... 32	LIC ASD Net.....21		
AD 20 ABS.....29	CLIP 4.5 PA bk..... 33	LIC ASD Prog.....21		
AD 22-25 StSteel 31	CLIP 5.0 PA..... 32	LK 35 - ABS.....41		
AD 25-Inch ABS.....31	CLIP 5.0 PA bn..... 33	M		
ADB 1000 41	CLIP 5.5 PA..... 32	M20 VE10.....20		
ADB 2000 41	CLIP 5.5 PA wh 33	M25 VE10.....20		
ADB 500 ABS 41	CLIP 6.0 PA..... 32	MCM 35.....16		
AFS 32 19	CLIP 6.0 PA og..... 33	MF4 25 ABS24		
AFS 35 19	CLIP 6.5 PA..... 32	MFS 25.....39		
AFU 32..... 19	CLIP 6.5 PA mt..... 33	MV 25 ABS42		
AFU 35..... 19	CLIP 7.0 PA..... 32	N		
AMB 31 19	CLIP 7.0 PA pu..... 33	NCU 900.....22		
AMB 32 19	CLIP REV PA rd 33	NetSoft 1023		
AMB 33-1 19	CT 10/7 ABS-SPC-Set 28	NetSoft 12023		
AMB 35-1 19	CT 10/7 ABS-SPF-Set..... 28	NetSoft 3023		
AMB 35-1 CP..... 19	CT 10/7 PA 30 28	NetSoft 5023		
AMB 35-2..... 19	D			
AMB 35-2 CP..... 19	DF 25 ABS..... 27	NetSoft max.....23		
AN 25-45 ABSRED..... 26	DFU 535L RC 39	Noise insulation housing42		
AN 25-90 ABSRED..... 26	DFU 535XL RC..... 39	O		
ASD 531 8	DFU 911 38	OPB 911 CP.....12		
ASD 531/532 DCU..... 18	DFU 911S..... 38	O-RING 19		
ASD 532 9	DTB 25 PC 40	P		
ASD 533 10	E			
ASD 535 DCU..... 18	EC 22 StSteel..... 31	PC 25 ABSRED.....26, 37		
ASD 535 Verschl 14	EC 25 ABSRED..... 26	PC 25 PVC37		
ASD 535-1 11	ES3 VE12 46	R		
ASD 535-2 11	F			
ASD 535-3 11	FBL 25 EFM 39	RCU 700.....22		
ASD 535-3HD 12	FBS 25 EFM 38, 40	RE ¾-25 ABS.....27		
ASD 535-4 11	FBS 25 PC..... 38	REK 51124		
ASD 535-4HD 12	FH 25 ABSRED Set03 26	RFC 91138		
ASD Housing Ex..... 43	FH 25 ABSRED Set1..... 26	RFC 911VE2038		
ASD PipeFlow..... 21	Filter-Mat X..... 39	RIM 35.....15		
ASD RK..... 45	FT 21 PA 29	RIM 36.....16		
ASD RK - Koffer..... 45	FT 32C..... 30	RMF 19-122		
B		RMF 19-222		
BATT 3V CR2032 20	G			
BCB 35..... 19	GC 25 EX 37	RSL 3520		
BE 22 StSteel 31	Glue 250 ABS..... 37	S		
BE 25 ABSRED 26	H			
C		HEAT 3.0 ABS..... 35		
CC 25 ABS 26	HEAT 3.5 ABS..... 35	SC 20BE PA.....29		
CCF 25 ABS 36	HEAT 4.0 ABS..... 35	SC 20ST PA29		
Cleaner 1000 37	HEAT 4.5 ABS..... 35	SD-Industrial.....20		
CLIP 2.0 PA..... 32	HEAT 5.0 ABS..... 35	SF 22 PE EX34		
CLIP 2.0 PA ye 33	Heat Resistor..... 35	SF ABS.....34		
CLIP 2.5 PA..... 32	Holder Filter-Mat X 39	SIM 3516		
CLIP 2.5 PA gy 33	I			
CLIP 3.0 PA..... 32	IPS 35..... 20	SJ 25 ABSRED26		
CLIP 3.0 PA ru..... 33	S			
CLIP 3.5 PA..... 32	SLW 0.5 bk.....36	SLW 0.5 wt36		
CLIP 3.5 PA bl 33	SMM 53517	SO 22 StSteel.....31		
		SO 25 ABSRED26		
		Solo 36546		

Product Type Index

Solo 370.....	46
Solo 371.....	46
Solo 372.....	46
Solo 611.....	46
SP 30 PVC.....	30
SP 32C L.....	30
SP 32C T.....	30
SP 36 ABS.....	34
SP M20 ABS.....	35
SP M20 ABS-Set.....	35
SP Sticker.....	34
SPC 10 PA.....	28
SPF 10 PA.....	28
SSD 31.....	13
SSD 515-1S.....	25
SSD 515-3S.....	25

SSD 532-3.....	13
SSD 533-1.....	13
SSD 535-3.....	14
SSD 535-3 CP.....	14
STX2401-C-SEC.....	44
STX2402-C-SEC.....	44
STX2405-E-SEC.....	44

T

TP 22 StSteel.....	31
TP 25 ABSRED.....	26
TP 25-10 ABSRED.....	28
TP 32C.....	30
TU 22 StSteel.....	31
TU 25 ABSRED.....	26

U

ULM-DP.....	21
ULM-DP 10.....	21
ULM-DP 5.....	21
UMS 35.....	17
UTP SOL.....	46

W

WCU 535 PC.....	36
WRB 25 ABS.....	40
WRB 25 SL.....	40
WRT 25 ABSRED.....	40

X

XLM 35.....	15
-------------	----

