



SecuriHeat LIST

Product Catalogue 2023

Introduction

Content

1.	Introduction.....	3
2.	System Overview.....	4
3.	Processor Units.....	5
4.	Cable.....	8
5.	Accessories List.....	9
6.	ATEX components LIST.....	13
7.	Accessories and Spare Parts.....	14
8.	Services.....	15
9.	Product Type Index.....	16

Processor Units

1. Introduction



SecuriHeat LIST heat detectors, where all other detectors reach their limits.

Dust, heat, smoke, exhaust fumes and other interference factors have a significant impact on detecting fires when using conventional fire detectors. However, it is exactly under such difficult conditions that the fire risk is at its greatest. It is essential to ensure quick and reliable detection – be it in tunnels, industrial facilities, power plants or car parks.

With SecuriHeat LIST line-type heat detectors, Securiton provides systems that can enable the rapid localisation of a fire – even when used in harsh, aggressive environments.

Safety in tunnels – the SecuriHeat LIST.

The SecuriHeat LIST SEC 20 line-type heat detector is the ideal fire detector for use in tunnels. It consists of the SEC 20 sensor cable and the LIST controller.

The system offers reliable monitoring of sections of up to 3,200 metres in length, or up to 350 sensors. The sensor cable can be connected to the LIST controller (except in redundant operation a second LIST controller is required). The detection and alarm thresholds can be configured for a maximum of 254 different alarm sections. Every ten seconds, the system measures the temperature on the sensors and compares this with the programmed threshold values.

Outstanding flexibility – because every object needs individual protection.

The spacing between sensors can be freely selected, and it is even possible to combine different sensor spacing distances. You can see where the sensors are located by the markings on the outer sheathing of the sensor cable. Another highlight is the branching of the cable harnesses. Individual external sensors in metal housings are available for special applications and can be easily connected to the SecuriHeat LIST system. Different sensor cable areas can be connected with one signal cable.

Product

The descriptions and technical data included in this catalogue are up-to-date at the time of release. We reserve the right to make alterations to them, particularly where justified by technological advancements. The illustrated products may also differ visually from the products supplied as a result of continuous further development of products.

The layout of this catalogue is subject to copyright. The copying or reuse of text, illustrations and photos in any media

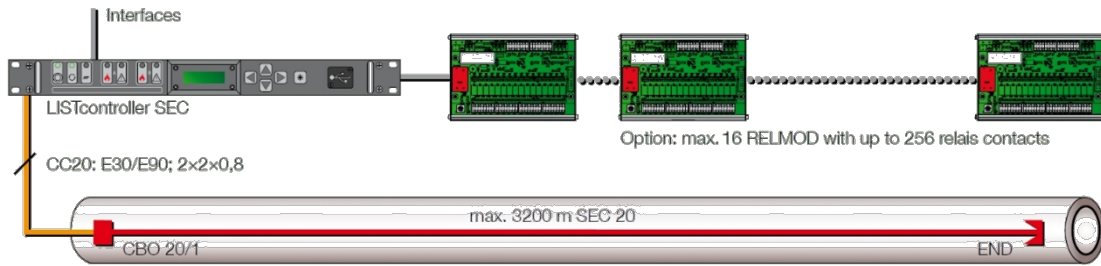
contained within this catalogue - also in an abridged form - is only allowed with our explicit written permission. We assume no liability for typographic errors and obvious mistakes. Please quote the relevant item numbers when making enquiries or placing an order.

Delivery conditions are regulated in the “General Terms and Conditions of Securiton AG for Export Deliveries”

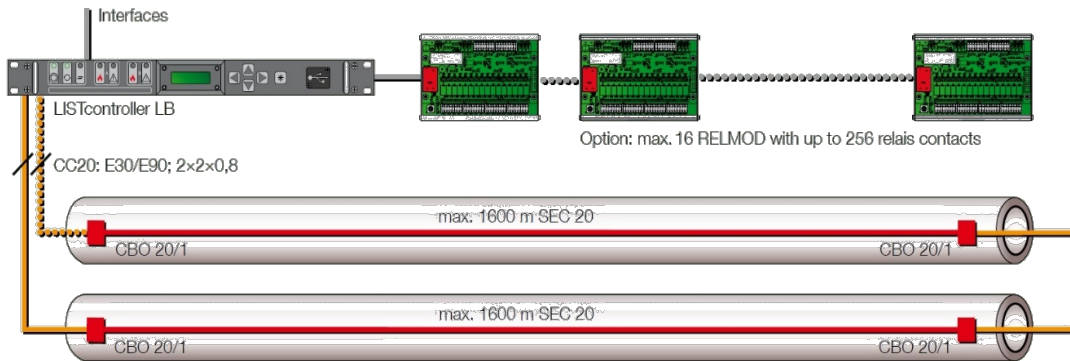
System Overview

2. System Overview

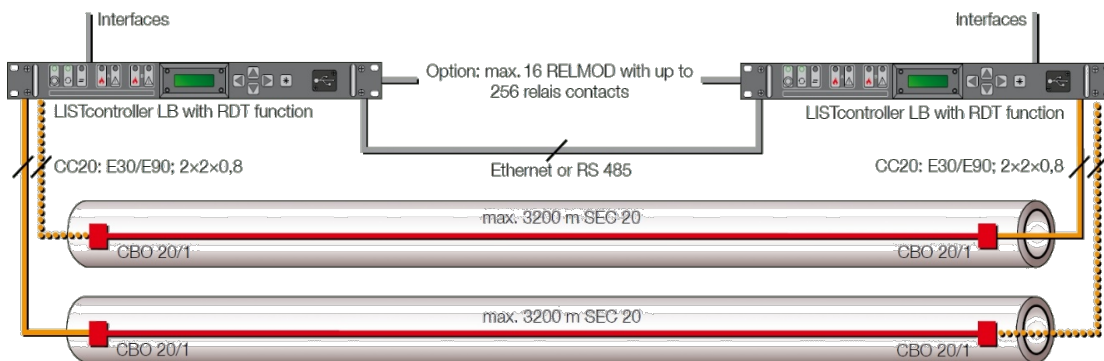
Stub installation



Loop back installation



Redundant RDT installation



3. Processor Units

LISTcontroller SEC VdS CE



Lcon SEC

(Standard)

62-2000354-00-00

Cable terminal unit with a sensor cable connection. The LIST controller is the central control unit and cable terminal processor for the SEC 20 sensor cable. With an ARM9™ embedded processor and two peripheral processors it provides the evaluation and signaling. Detection and alarm threshold values can be differently programmed for up to 254 alarm sections. Used in pairs and enhanced with RDT function, LIST controllers LB guarantee full cable and device redundancy.

Scope of delivery:

- 1x connecting cableVK24-S4-KL-03
- 1x connecting cableVKI/O-S4-KL-03
- 1x connecting cableVKSEC-S4-KL-03

Operating voltage:	9.5 ... 36 VDC
Power consumption:	5 W
Operating temperature:	-5°C to +70°C
Weight:	2,6 kg
Dimensions (HxWxD):	482,6 x 43,6 x 313,5 mm
Material:	aluminium

Approvals

VdS-Approval:	G 213072
---------------	----------

Processor Units

Control and Evaluation Unit VdS CE



Lcon LB (with loop function)

62-2000355-00-00

Cable terminal unit with a sensor cable connection. The LIST controller is the central control unit and cable terminal processor for the SEC 20 sensor cable. With an ARM9™ embedded processor and two peripheral processors it provides the evaluation and signaling. Detection and alarm threshold values can be differently programmed for up to 254 alarm sections. Used in pairs and enhanced with RDT function, LIST controllers LB guarantee full cable and device redundancy.

Scope of delivery:




- 1x connecting cableVK24-S4-KL-03
- 1x connecting cableVKI/O-S4-KL-03
- 2x connecting cableVKSEC-S4-KL-03
-

Operating voltage:	9.5 ... 36 VDC
Power consumption:	5 W
Operating temperature:	-5°C to +70°C
Weight:	2,6 kg
Dimensions (HxWxD):	482,6 x 43,6 x 315,5 mm
Material:	aluminium

Approvals


VdS-Approval:	G 213072
---------------	----------

Functions for List controller

RDT-Function for LIST controller only for Lcon LB			
	Redundancy control: This function must be ordered separately.	Lcon RDT	62-4000306-00-00
I/P-Interface und Protocol			
	Modbus TCP Software function for LIST controller.	Lcon I/P Modbus	62-4000314-00-00
	IEC 60870-5-104 Software function for LIST controller.	Lcon I/P IEC	62-4000314-01-00

Processor Units

Relay Module CE



RELMOD

62-2000413-00-00

Relay module with 16 relays and 8 inputs.
Very low energy consumption
Coding Switch for module address (1 to 16)
Inputs to remotely activate revision-mode and to initiate alarm simulations
Inputs for external alarm- and fault-handling signals
Input to trigger timer-controlled deactivation of differential temperature monitoring

Operating voltage:	10 to 36 VDC
Power consumption:	56 mA (Normal) 105 mA (Alarm)
Operating temperature:	0°C to +70°C
Weight:	0.61 kg
Dimensions (HxWxD):	167 x 113,3 x 66,2 mm
Material:	aluminium

Remote Display Unit CE



RDU 316

62-2000493-00-00

Alphanumerical remote display, coloured background, 3 lines, 16 characters each, with menu-keys and common LEDs; RS 485 interface to communicate with a maximum of 31 control units; allow the identification of a sensor number in case of alarm

- stores all messages incl. date & time
- indicates messages with unit and sensor number, alarm zone
- test mode, which gives the status of the sensors
- clear text display in various languages
-

Operating voltage:	10 to 36 VDC
Power consumption:	40 mA (Normal) 100 mA (Alarm)
Protection class:	IP66
Operating temperature:	0°C to +60°C
Dimensions (HxWxD):	110 x 140 x 60 mm
Material:	glass-fiber reinforced polycarbonate

4. Cable

Sensor Cable



SEC 20/01	sensor distance 1m	62-2000382-00-00
SEC 20/02	sensor distance 2m	62-2000385-00-00
SEC 20/04	sensor distance 4m	62-2000388-00-00
SEC 20/05	sensor distance 5m	62-2000389-00-00
SEC 20/08	sensor distance 8m	62-2000393-00-00
SEC 20/10	sensor distance 10m	62-2000394-00-00

Can be used in a temperature range of -40°C to +85°C (briefly +200°C) and detects temperatures with a resolution of 0.1°C. Cable terminal processor and sensors communicate bi-directionally. The cable sheathing is marked with the sensor designations.

Cable design:

- Ribbon cable conductor, 4-core with mounted hybrid switches
- Filling material with strain relief (for cable protection in the event of a fire)
- Integrated aluminium shield
- Outer sheath halogen-free and flame resistant
-

Operating temperature:	-40°C to +85°C up to +200°C short term
------------------------	---

Weight:	0,45 kg / m
---------	-------------

Sheath material:	HM4 mixture, halogen free, flame retardant
------------------	---












Color:	grey
--------	------

Approvals

VdS-Approval:	G 213072
---------------	----------

Processor Units

5. Accessories List


Accessories		
Clamps		
	Cable clamp for SEC 17 delivery unit: 100 pcs	CLIC 17 62-8000300-00-00
Various mounting material		
	Stainless steel screw to mount CLIC 17 cable clamp delivery unit: 100 pcs	Screw Torx 62-8000303-00-00
	Nylon dowel screw to mount CLIC 17 cable clamp delivery unit: 100 pcs	Dowel 62-8000301-00-00
	Stainless steel cable clamp, grade 1.4571, stainless steel dowel and cable fastener must be ordered separately	MDJ 1.4571 62-8000349-00-00
	Stainless steel dowel grade 1.4571, to mount MDJ 1.4571	Dowel/Nut 1.4571 62-8000414-00-00
	Stainless steel cable clamp, grade 1.4529, stainless steel dowel and cable fastener must be ordered separately.	MDJ 1.4529 62-8000374-00-00
	Stainless steel dowel grade 1.4529, to mount MDJ 1.4529	Dowel/Nut 1.4529 62-8000411-00-00
	Cable fastener for line mounting	FEMC 62-8000384-00-00
	Protection for MDJ clamp and line mounting fastener in the event of a fire	FECT 201-A4 62-8000360-00-00
Tools		
	LIST crimping tool for 2-and 4-core flat cable connectors	CLCT 62-8000347-00-00
	Cable scissors for SEC sensor cable	Cutter SEC 62-0000427-00-00

Accessories List

Connection Box



CBO 20/0



CBO 20/1



CBO 20/3

CBO 20/0	for two SEC20	62-2001011-01-01
CBO 20/1	to link a SEC20 with a CC20	62-2001011-02-01
CBO 20/3	to link up to three SEC with up to two CC20	62-2001011-03-01

Connection box between two sensor cables incl connector for cable shield.

CBO 20/1 and CBO 20/3 incl. connection module CCM with over-voltage-protection.

-	
Protection class:	IP66
Operating temperature:	-30°C to +90°C
Weight:	1,6 kg
Dimensions (HxWxD):	244 x 164 x 101 mm
Material:	glass-fiber reinforced polycarbonate
Color:	pebbel grey (RAL 7032)

Accessories		
Accessory Bag	CBO 20/0 Acc	62-4000431-00-00
Screw for CBO	CBO 20 Screw	62-6000653-00-00
Accessory Bag	CBO 20/1 Acc	62-4000432-00-00
Accessory Bag	CBO 20/3 Acc	62-4000436-00-00
Accessory Bag	CBO 20/3 Acc CCM	62-4000437-00-00
Screw for CBO	CBO 20 Screw	62-6000653-00-00

Assembly hint:
All Flat cable connector and shield connectors are included.

Connection Cable



CC 20	62-8000341-00-00
--------------	-------------------------

LISTEC supply cable 2x2x0.8, shielded, JE-H(ST)H E30, for an SEC 20 sensor cable

If it is not possible to connect the sensor cable directly to the sensor control unit, the connection cable CC 20 can connect sensor control unit and sensor cable via the connection box.

Operating temperature:	-30°C to +70°C
Sheath material:	HM2 compound, flame retardant
Color:	red

Processor Units

Cable Simulation Module CE



CSM 200

62-2000264-00-00

Sensor cable simulator for up to 200 sensors. Up to two SEC 20 sensor cables and one single ESA sensor can be connected to the CSM 200. Alternative temperature values can be set with four buttons. As a result, differential temperature pre-alarm, differential temperature alarm, maximum temperature alarm or the failure of a sensor can be simulated.

Operating temperature:	0°C to +40°C
Weight:	0,13 kg
Dimensions (HxWxD):	102,5 x 82 x 42 mm

LIST cable tester CE



LCT 20

62-2000417-00-00

Sensor and cable tester for LIST sensor cable SEC 20; for fast testing of LIST sensor cables immediately after installation or temporary storage.

- USB connection
- Battery operation
- Aluminum housing with shoulder straps
- Power supply unit
- Sensor address range 0 to 1023
-

Mains voltage / Frequency:	240 VAC 50/60 Hz
Operating temperature:	-10°C to +60°C
Weight:	1,1 kg
Dimensions (HxWxD):	206,0 x 168,0 x 36,0 mm
Material:	aluminium

Fibre optic converter CE



FOC 485

62-8000369-00-00

Interface converter for RS 485 to fibre optic, single and multi mode.

-	
Operating voltage:	18 to 32 VDC (typ. 24 VDC)
Protection class:	IP20
Operating temperature:	-25°C to +70°C
Weight of basic version:	0,215 kg
Dimensions (HxWxD):	35 x 163 x 119 mm
Material:	plastics
Color:	light grey (RAL 7035)

Accessories List

Optical fibre converter FOC



LAN-multi multi-mode **62-8000370-00-00**

LAN-single single-mode **62-8000371-00-00**

Interface converter for LAN to fibre optic

Operating voltage:	24 VDC (18-32V)
Power consumption:	315 mA
Protection class:	IP20
Operating temperature:	0°C to +60°C
Weight of basic version:	0,4 kg
Dimensions (HxWxD):	71 mm x 131 mm x 111 mm
Material:	plastic

Wall mounted cabinet



CAB 19/12 (12HE) **62-2000415-00-00**

19" wall cabinet, completely wired, incl. terminals. For holding a LIST controller, two relay modules, PS 24xx power supply unit and a fibre optic converter

Accessories

Accessory Bag	CAB 19 Acc	62-4000418-00-00
Wall mounting holder for CAB 19/x	CAB WallHold	62-6000666-00-00

Service case



SC 15/20 **62-2000432-00-00**

Service case with tool for repair and connection of sensor cable.

Content:

Article	Quantity
Tool case	1
Manual SCU800/SEC 15	1
LIST-Crimping tool, adjusted	1
Cable cutter	1
Cable knife	1
Cable-stripping tool	1
Selection of 6 screwdrivers	1
Size 3 electronic screwdriver	1
Electronic side cutter	1
Side cutter	1
Multigrippers	1
Combination pliers	1
Clincher male CLS2	15
Clincher female CLB2	15
Clincher strain relief CLVS	15
Shield connector SEC 15	10
End cap END 15	2
Clamp Clic 15	10
CCM modul SEC 150-A	1
UCM-SEC	1
Sleeve SEC 15	2
Isolating tape	1
Tape to vulcanize	1

6. ATEX components LIST

Spare ATEX Marker for sensor cable



Label SEC 20 Atex

62-700004-00-00

Identification and conformity certificate for SEC 20 sensor cable for use in zone 2 and 22.

Assembly hint:
 For new projects in explosion zones the SEC cable must be labeled in the factory with the ATEX marker labels. Therefore the SEC sensor cable must be ordered in the pieces needed for the project. One piece per cabel.

Spare ATEX Marker for sensor cable



CBO 20-SEC/1-Exfor one SEC 20

62-2000293-00-00

CBO 20-SEC/2-Exfor two SEC 20

62-2000296-00-00

Connection box to link one SEC 20 sensor cable with up to two CC 20 connection cables, can also be used as end box










Protection class:	IP65
Operating temperature:	-20°C to +60°C
Weight of basic version:	1,5 kg
Dimensions (HxWxD):	236,7 x 191 x 101 mm
Material:	glass-fiber reinforced polycarbonate
Color:	jet black (RAL 9005)

Approvals

ATEX-Approval:	Ex II 3G Ex nA IIC T4 Gc Ex II 3D Ex tc IIIB T125 °C Dc
----------------	--

Accessories and Spare Parts

7. Accessories and Spare Parts

Accessories and Spare Parts			
Connection Cable 3m			
	Connection Cable VKSEC-S4-KL-03 Pre-assembled connecting cable for connection to sensorVKSEC-S4-KL-03 cable.		62-4000239-00-00
	Connection Cable VK485-S4-MS-03 Pre-assembled connecting cable for RS 485 connection.	VK485-S4-MS-03	62-4000240-00-00
	Connection Cable VK232-S4-KL-03 Pre-assembled connecting cable for RS 232 connection.	VK232-S4-KL-03	62-4000241-00-00
	Connection Cable VKI/O-S4-KL-03 Pre-assembled connecting cable for control I/O connection.	VKI/O-S4-KL-03	62-4000242-00-00
	Connection Cable VK24-S4-KL-03 Pre-assembled connecting cable for power supply.	VK24-S4-KL-03	62-4000243-00-00
	Connection Cable VKLAN-S4-PC-03 Pre-assembled connecting cable for LAN connection.	VKLAN-S4-PC-03	62-8000367-00-00
Connection Module			
	Connection Module CCM 3000	CCM 3000	62-4000334-00-00
	Connection Module CCM 3000_D with over-voltage protection	CCM 3000_D	62-4000335-00-00
Various spare parts			
	RELMOD line monitoring pcb	RELMOD-R	62-4000143-00-00
	Fuse for RELMOD, 1 A, 250 V, fast	RELMOD-F	62-6000377-00-00
	Shield Connector SCON 20/1	SCON 20/1	62-4000317-00-00
	Shield Connector SCON 20/2	SCON 20/2	62-8000382-00-00
	Flat cable connector CLB 4 delivery unit: 100	CLB 4	62-8000317-00-00
	Flat cable connector CLS 4 delivery unit: 100	CLS 4	62-8000318-00-00
	Clincher Strain Relief CLVP delivery unit: 100	CLVP	62-8000320-00-00
	End device END	END	62-8000503-00-00
	Repair-set N20	N20 Repair	62-2000397-00-00
	Drill SDS 3L	SDS 3L	62-8000354-00-00
	Setting tool SWM-SM 50 For hammer drill	SWM-SM 50	62-8000412-00-00
	Setting tool SWM-H For manual mounting	SWM-H	62-8000413-00-00

Processor Units

8. Services

SecuriHeat LIST Commissioning

Support Fee



Commissioning support fee for projects within Europe.

Commission EU

11-5000001-01-01



Commissioning support fee for projects at Overseas.

Commission OVS

11-5000002-01-01

9. Product Type Index

C		Dowel/Nut 1.4571 9	RELMOD 7
CAB 19 Acc..... 12			RELMOD-F..... 14
CAB 19/12..... 12	E		RELMOD-R 14
CAB WallHold 12	END 14		
CBO 20 Screw 10	F		S
CBO 20/0 10	FECT 201-A4..... 9		SC 15..... 12
CBO 20/0 Acc..... 10	FEMC 270..... 9		SCON 20/1 14
CBO 20/1 10	FOC 485 11		SCON 20/2 14
CBO 20/1 Acc..... 10			Screw Torx 9
CBO 20/3 10	L		SDS 3L 14
CBO 20/3 Acc..... 10	Label SEC 20 Atex 13		SEC 20/01 8
CBO 20/3 Acc CCM 10	LAN-multi 12		SEC 20/02 8
CBO 20-SEC/1-Ex 13	LAN-single 12		SEC 20/04 8
CBO 20-SEC/2-Ex 13	Lcon I/P IEC..... 6		SEC 20/05 8
CC 20..... 10	Lcon I/P Modbus..... 6		SEC 20/08 8
CCM 3000..... 14	Lcon LB..... 6		SEC 20/10 8
CCM 3000_D 14	Lcon RDT..... 6		SWM-H 14
CLB 4 14	Lcon SEC..... 5		SWM-SM 50 14
CLCT..... 9	LCT 20 11		
CLIC 17 9			V
CLS 4 14	M		VK232-S4-KL-03 14
CLVP..... 14	MDJ 1.4529 9		VK24-S4-KL-03 14
Commission EU 15	MDJ 1.4571 9		VK485-S4-MS-03 14
Commission OvS 15			VKI/O-S4-KL-03 14
CSM 200 11	N		VKLAN-S4-PC-03..... 14
Cutter SEC..... 9	N20 Repair..... 14		VKSEC-S4-KL-03 14
D	R		
Dowel 9	RDU 316 7		
Dowel/Nut 1.4529 9			